

**SIMPLE
BEAUTIFUL
AFFORDABLE**



WOODTRAC
closets by sauder



SolidTrac
WOOD SHELF SYSTEM

WEB
www.woodtrac.com

PHONE
1 (855) 854-7465

EMAIL
woodtrac@sauder.com



VERSATILE CLOSET SHELVING

CUSTOM CLOSETS WITH WOOD SHELVING

SolidTrac is a simple, affordable closet system that can be used anywhere in the home. From a reach-in to a fully-designed master closet, *SolidTrac* can upgrade any space and is especially great for replacing wire shelving. Use it for **walk-ins, reach-ins, pantries, linen closets, laundry, mudrooms, and more.**

UNBEATABLE QUALITY

WoodTrac combines its heritage of innovation with the strength of its state-of-the-art manufacturing operation in Archbold, Ohio. The *SolidTrac* system is made to last – with engineered wood shelves, metal rods and brackets, and a simple cleat system for install.

UPGRADE FROM WIRE

SolidTrac is the most affordable way to upgrade from wire shelving. It's WoodTrac's best value for wood closet storage, so it's budget friendly while still providing the functionality and look of a custom closet.

VALUE FOR EVERYONE

The *SolidTrac* system works for **single-family** homeowners who are building or upgrading their current closets. Or *SolidTrac* is an affordable, beautiful option for **multi-family** buildings. Plus, design and install is simple and quick.









3 out of 4 home builders feel that their customers would choose a closet organization system over other upgrades.

2015 WOODTRAC SURVEY

SolidTrac


PRODUCT FEATURES

SolidTrac is our most versatile system offered. It fits any closet or shelving need, comes in multiple depths, and can be upgraded with additional storage options. These features create everything custom storage should be – **functional, beautiful, and affordable.**

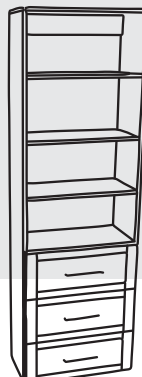
-  High-end look with chrome rods and brackets
-  Available in multiple depths
-  Pre-finished engineered wood shelves
-  Cut-to-size means no surprises in the field
-  Grooved cleat system hides out of square drywall
-  Unique drywall anchor cuts install time by 60%
-  Rated to hold 600 pounds per 8 foot section
-  Hanging design for installation before or after flooring

EXPAND WITH OPTIONS


Shelf Tower
(12" or 15½" depth)




Add Drawers
(12" or 15½" depth)



Corner Tower
(12" depth)



OPTIONS




ESPRESSO



SALT OAK



WHITE



Grooved cleat system hides out of square drywall



MULTIPLE DEPTHS

- 12" deep (most common)
- 15.5" deep to match *CabinetTrac* cabinets
- 20" deep for use in pantries or linen closets
- All shelving and parts ¾" thick



ABOUT WOODTRAC

WoodTrac is a division of Sauder Woodworking Co. – a privately held, third-generation, family run business in Archbold, Ohio. Established in 1934, Sauder Woodworking Co. is North America’s leading producer of ready-to-assemble (RTA) furniture and one of the top five residential furniture manufacturers in the United States.

So when you choose WoodTrac closet systems, you get a quality, American-made product that is backed by Sauder’s outstanding customer service. We’re here to help you design, personalize, and organize your spaces.

DESIGN YOUR CLOSETS

Use the online WoodTrac closet designer:
www.woodtrac.com

CONTACT US

For design services and assistance, email us at woodtrac@sauder.com, or call us at **1 (855) 854-7465**.

